



LINCOLN COUNTY
HISTORICAL ASSOCIATION

"Opening Windows on the Heritage
of Lincoln County"

2025-2026

EDUCATION OUTREACH PROGRAMS

Presentations | Historic Site Tours | Classroom Materials

Opening Windows on the Heritage of Lincoln County is the mission of the Lincoln County Historical Association's Education Outreach Program. Our Education staff is dedicated to bringing information about the County's history, its people and events, to students, enhancing their experience as members of communities rich in heritage - offering them an appreciation of the past.

Lincoln County Historical Association is the proud steward of three National Register historic sites: the 1754 Chapman-Hall House in Damariscotta, the 1761 Pownalborough Court House in Dresden, and the 1811 Old County Jail in Wiscasset. Our Education Department builds on the unique history of these three sites and the heritage of mid-coast Maine to design interesting and interactive programs for students at all grade levels.

On the following pages you will find descriptions of the materials and programs offered by the LCHA Education Department for the 2025-2026 School Year. The resources are developed using an interdisciplinary approach. To assist with meeting curriculum needs, Maine Learning Results standards (MLR) have been noted. Presentations and instructional materials can be adapted to address the learning needs of students from elementary school through high school.

Please feel free to contact us with any questions, and/or ideas for a program to fit your specific curriculum.



Lincoln County Historical Association

Louise T. Miller, Education Director
Post Office Box 61, Wiscasset, ME 04578
(207) 882-6817 / (207) 790-8163 (Louise Miller)
e-mail: lchamaine1954@gmail.com
www.lincolncountyhistory.org

Find us on 

New Presentation

The History of Maine Through Its Rivers

Rivers run through the heart of everyone's history, but this is especially true in Maine. Using the history of our local rivers can engage students in understanding both the environment and the history of their homes. LCHA Board Member and river historian Scot McFarlane is offering free in-person or virtual consultations to support Maine social studies teachers. You can schedule with Scot directly at Scot@OxbowHistory.com or visit riverhistories.org to learn more.



Encountering the Past Partnership Programs



17TH CENTURY LINCOLN COUNTY

Goal: to *introduce students to the unique aspects of 17th C. life in mid-coast Maine.*

A trip to Colonial Pemaquid State Historic Site will introduce your students to various aspects of 17th C. daily life along the mid-coast and the archeology work done in this area. The LCHA Education Dept. is working in partnership with Colonial Pemaquid in providing this special field trip to schools. The program runs approx. 2 hrs. and is free to schools. Offered in May and June, call or e-mail (see page 33) to arrange a date for your visit. Space is limited. You can request a reminder notice to be e-mailed to you in the Spring. MLR Social Studies Grades 4 & 5, History 1; Grades 6-8, History 1, F1, F2. Enduring Themes: Diversity, Continuity & Change over Time.



Neill DePaoli explains artifacts found by archeologists at Pemquid to students.
Photo credit: Neill DePaoli

A Place called Damariscotta - Its early Beginnings

This exhibit was produced by the Damariscotta Historical Society and the Lincoln County Historical Association's Education staff. Geared to grades three thru six, it highlights historical details of the Damariscotta area pre-contact to 1800. Informational panels and a variety of objects, complemented by narrative given by the guides, share with the students the people, events, and trades that shaped what is now the Town of Damariscotta.

A Place called Damariscotta - Its early Beginnings is free to schools (public, private, and home schools). Tours are available Monday - Friday; times for visits are flexible and can be arranged when making reservations. To make a reservations contact the Historical Society through their web site: info@damariscottahistorical.org The exhibit is on display at the Damariscotta Historical Society, located at 3 Chapman Street, Damariscotta.

MLR Social Studies Eras #2 & #3; Enduring Themes: Conflict & Compromise, Unity & Diversity, Continuity & Change over Time.



Student studying one of the panels at *A Place called Damariscotta - Its early Beginnings*. Photo credit: Chewonki School

HISTORY AND FOOD

Goal: *give students a "taste" of history.*

Working in partnership with FARMS (Focus on Agriculture in Rural Maine Schools) in Damariscotta, the LCHA Education Dept. is offering schools an opportunity to mix history with food. Recipes from the Colonial era, Civil War era, World War II, and other historic periods are available. Students learn basic cooking skills while preparing historic recipes to enjoy. For each class, Louise Miller adds historical background to the foodways of the time period that are the focus of the day.

To schedule a date please contact Leslie Wicks, FARMS at the Y Director, at lwicks@clcymcca.org. To discuss the historical focus of the program e-mail Louise Miller at lchamaine1954@gmail.com. Thanks to grants that support the FARMS school program, the cost to the school is \$100 per class, payable to FARMS.



Louise Miller, Education Director, explaining the use of cattle horns for containers to students during a history and cooking class at FARMS.

Taking Part Encountering the Past

BEFORE THE JUDGES

Goal: *to provide students with an understanding of the legal system of the late 18th Century and early 19th Century.*

Your students will conduct a mock trial in the 1761 court room of the Pownalborough Court House in Dresden. In preparation for the trial, a representative of the LCHA Education Dept. will visit the classroom bringing information on the case to be heard, the legal system of the time, and the vocabulary that could be included by the students when they are preparing their evidence. Division of roles, such as judges, witnesses, jury, etc., will be decided upon by the teacher and students. Once the trial has concluded at the Court House, the students will visit the 1811 Old Jail in Wiscasset to continue learning about the workings of the legal system. A tour of the Court House, the Jail and Jailer's home are included in this program.

Time: Classroom time: for the LCHA representative, approx. 45 minutes. Court House visit and mock trial 1 1/2 hours. Old Jail visit 1 hour | Fee: \$250

MLR Social Studies - Grades 4 & 5, Civic & Government 4; Grade 6 - 8, Civic & Government 1, F1. Enduring Themes: Freedom and Justice. Eras in U.S. History, #3, #4

CCSS.ELA-LITERACY.SL.4.1,4.3,4.4, 5.1, 5.3, 5.4, 6.1, 6.3, 6.4;
CCSS.ELALITERACY.RH.6-8.1, 6-8.2, 6-8.3, 6-8.4, 6-8.8

continue, p.8

PLEASE NOTE: When arranging for this program, time is factored in for students to have a snack and lunch. The court room is located on the second floor of the Court House, please advise us if you have a student with special physical needs.



Before the Judges - Great Salt Bay School 5th Graders conducting their trial in the 1761 court room of the Pownalborough Court House, June 2016.

In-School Presentations

SHARING THE VOYAGE -

A Ship Captain's Wife's Experiences (A Power Point Program)

Goal: to share with students a Dresden woman's experiences traveling with her husband who captains a cargo ship to and from U.S. ports during the 1850s.

Sallie (Sarah) Goodwin was the wife of a ship captain who took cargo from Eastern U.S. ports to Canada, Ireland and England. This presentation highlights some of her experiences as recorded in her letters and journal.

Time: 60-90 min. | *Fee:* \$75 | CCSS.ELA-LITERACY. SL.4.1.D, 4.2, 4.3, 5.1.D, 5.2, 5.3, 6.1.D, 6.2, 6.3. MLR Social Studies - Grades 4 & 5, History 1; Grades 6 - 8, History 1, F1, D1. Enduring Themes: Unity and Diversity. Eras in U.S. History, #5

DAILY LIFE SEEN THROUGH TEXTILES

(A Power Point Program)

Goal: to provide an insight into the tools used to bring fiber to thread and cloth, and the need for textiles.

Using the textile collection at the Chapman-Hall House, this presentation gives an overview of the textiles needed by 18th and early 19th Century families. Includes a look at the basic tools used to produce textiles.

Time: 60 min. | *Fee:* \$75 | CCSS.ELA-LITERACY. SL.4.1.D, 4.2, 4.3, 5.1.D, 5.2, 5.3, 6.1.D, 6.2, 6.3. MLR Social Studies - Grade 4 & 5, History 1; Grades 6 - 8, History 1, F1. Enduring Themes: Continuity and Change, Technology and Innovation. Eras U.S. History, #2, #3

The Colonial Community and Its Trades People

Goal: to introduce students to the wide variety of trades that provided goods for a community during the Colonial era and into early 19th century.

Sixteen trades are ready for students to explore. Assembled in *market wallets*, the 18th century equivalent of today's shopping bag, each wallet contains a copy of a 18th or early 19th century tradesman or woman's business card and an example(s) of their wares. For example: a pearl necklace from the jeweler's shop, nails forged by the blacksmith, books from the printer, a sugar cone represents the confectioner, a miniature violin represents the skill of the musical instrument maker.

Time: 60-90 min. | *Fee:* \$100 |

MLR Social Studies Grade 4 & 5, History 1 & 2; Grade 6-8, History 1 F1, D2, History 2 F1. Eras in US History #2, #3, #4. Enduring Themes: Technology & Innovation, Continuity & Change over Time.




The business card of Benjamin Cole, announcing he sold all sorts of fabric, lace and ribbons.

17TH CENTURY FISHERIES OF MID-COAST MAINE

Goal: to provide an historical perspective on the importance of cod fishing in mid-coast Maine, and to describe the processes and tools involved in maintaining the 17th century fishing industry.

Students will be introduced to the tools and skills required to not only catch cod and mackerel, the two most important fish species, but how these fish were handled and preserved so they could then be shipped back to Europe for sale.

Time: 60 -90 minutes (time frame can be adjusted) | *Fee:* \$100
CCSS.ELA.-LITERACY.4.1, 5.1, 6.1; CCSS.ELA-LITERACY. RH.6-8.7. MLR Social Studies - Grade 5, Geography 2; Grades 6 - 8, Geography 2, F1, D1. Enduring Themes: Supply and Demand, Technology and Innovation. Era in U.S. History, #2



17th C. woodcut "Fishermen drying cod in New England"

NAVIGATING THE COASTAL WATERS AND HIGH SEAS

Goal: to familiarize students with 17th & 18th century navigational instruments and methods.

Replicas of 17th and 18th century navigational instruments will be displayed and discussed. Students will be shown how an understanding of astronomy, mathematics and scientific observation was required to help seamen make their way successfully in the coastal waters of Maine and across the ocean.

Time: 60-90 minutes (time frame can be adjusted) | *Fee:* \$100
CCSS.EIA.-LITERACY.4.1, 5.1, 6.1; CCSS.EIA.-LITERACY.
RH.6-8.7. MLR Social Studies - Grades 4 & 5, History 1; Grades
6-8, History 1, F1, F2; Enduring Themes: Technology and In-
novation. Eras in U.S. History, #2, #3.



Navigating the coastal waters and high seas.

ABOUT THE HEARTH

Foodways in Colonial Mid Coast Maine (A Power Point Program)

Goal: to introduce students to the role of food production in the lives of the average Colonial family, Native People's influence, and the various methods of cooking used during the Colonial period.

The presentation discusses common foods and the use of the fireplace/hearth for cooking and baking. A number of cooking tools and household kitchen items are discussed.

Time: 60-90 min. | *Fee:* \$75 | CCSS.ELA-LITERACY.
SL.4.1.D, 4.2, 4.3, 5.1.D, 5.2, 5.3, 6.1.D, 6.2, 6.3. MLR Social
Studies - Grade 4 & 5 History 1; Grades 6 - 8 History 1, F1.
Enduring Themes: Technology and Innovation. Eras in U.S.
History, #2, #3



A hearth, typical of those found in the 18th C., full of various types of pots and foods cooking by the heat provided by the fire.

COLONIAL HOME LIFE

Goal: to introduce students to some of the basic activities of daily living in Colonial Maine.

A look at Colonial home life including cooking utensils, clothing, household chores and education. A number of objects that would have been typically found in the Colonial household will engage the students to suggest their use and function.

Time: 60-90 minutes (time frame can be adjusted) | *Fee:* \$100
CCSS.ELA.-LITERACY.4.1, 5.1, 6.1; and,, RH.6-8.7

MLR Social Studies - Grades 4 & 5, History 1; Grades 6-8, History 1, F1. Enduring Themes: Continuity and Change over Time. Eras in U.S. History, #2, #3


GREETINGS TO FAMILY & FRIENDS LETTERS TO & FROM LINCOLN CTY, 1808 - 1857

Goal: to give students a look at life experiences as lived by Lincoln County families during the first 50 yrs. of the 19th C.


A series of letters, based on original documents and actual events, bring to light life experiences of those who lived in Lincoln County from 1808 -1857. Students will take turns reading the letters to their classmates, allowing them to be part of the presentation. To complement the letters historical background information will be shared and a number of items (reproductions) from the era will be shown.

Time: 60 minutes (time frame can be adjusted) | *Fee:* \$100 |
CCSS.ELA - LITERACY.4.1, 5.1, 6.1; CCSS.ELA - LITERACY. RH.6-8.7. MLR ELA - Reading, R.4, R.5, R.6. Enduring Themes: Continuity and Change. Eras in U.S. History, #4, #5

(See p.25 for information on *Designing Your Program*)




Pictured above: the kitchen of the Chapman-Hall House, the center of family indoor activities; below: a painting of the Downeaster ship Josephus, built in Newcastle, hangs over an 19th century desk.



Publications

In February and March of 2021, the Education Department introduced its first two publications, both focused on the Mid-Coast and Maine history: *Settlement during War Years - 17th & 18th Century Challenges in MidCoast Maine*, and *The 1800s - A Century of Highs and Lows*. In March of 2022, a third booklet was completed: *Be There - Stepping into History*.




Chapman-Hall House - 1754

Settlement during War Years - 17th & 18th Century Challenges in MidCoast Maine, and *The 1800s - A Century of Highs and Lows*, are both focused on place-based education. Each booklet sets an overview of the times in the chapter *Timeline of Events*. From this introduction the chapters follow the booklet's theme in an interdisciplinary manner, included are: Science, Literature, Music, Art, Architecture and Inventions.

The material covered offers insights to social change and the prominent people involved during the time frame being covered, and offers an opportunity for students to experience and learn about a traditional art skill in the *Art* chapter. Two art projects are detailed in each of the two booklets. A *Bibliography*, set-up by chapter headings, complements each booklet.

Settlement during War Years, is 48 pages in length, *The 1800s*, is 46 pages. Both booklets are available at no charge to educators. They are accessible through the Lincoln County Historical Association web site (www.lincolncountryhistory.org), under the *Education* page by a password. Please e-mail (lchaine1954@gmail.com) or call (207 882-6817) to request the password(s) - this allows us to track the interest in our publications - thank you.



1811 County Jail and 1839 Jailer's House

Be There - Stepping into History puts students back in history, be it accompanying German immigrants to the District of Maine in the 18th Century, or attending the March on Washington in 1963. This resource introduces students to a number of individuals whose fame and contributions are not well known: Colonel Samuel McCobb, Maine patriot of the American Revolution, Barzillai Lew an African American musician who played at the surrender of General Burgoyne, Louis Sockalexis a Penobscot athlete and the first Native American to play in Major League Baseball; Giovanni Amato who created the now famous Portland Italian sandwich, and many more.

The *Be There* booklet is an 87 page resource divided into two parts: Part One, titled *Be There* is designed for individual

study; Part Two, titled *We Were There*, presents material for two to four students to collaborate on. Each individual or event is presented on one page detailing background history and research questions; this page is followed by a photo complementing the subject. This format allows for teachers to print off specific individuals or events for students to work from.



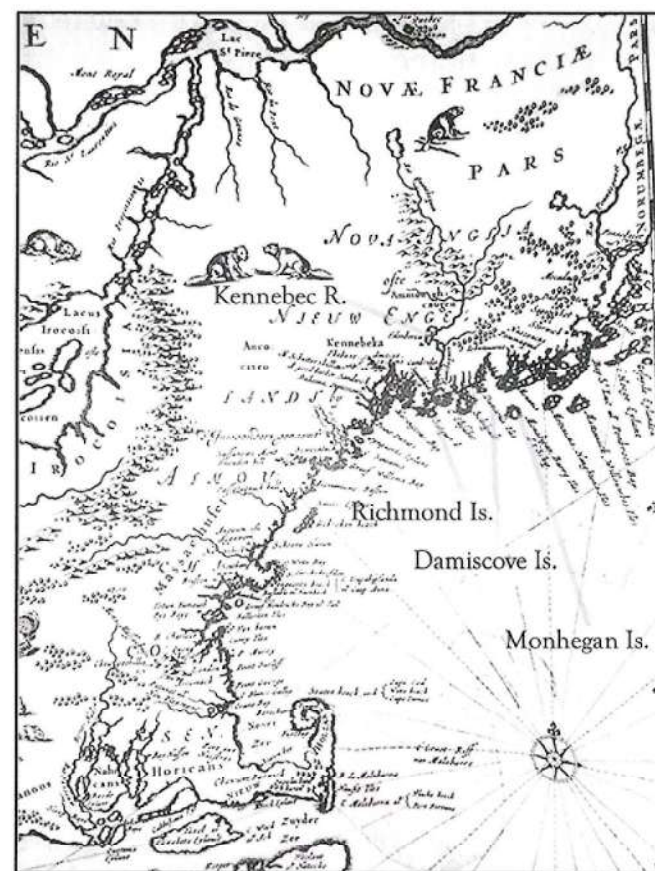
Eastport canneries - Packing sardines for a dollar a day

Photo by Lewis Hine in 1911 for the National Child Labor Committee

Be There - Stepping into History introduces students to the diversity of people and events that formed part of the society of Maine and America since the 17th century. The goal is not to rewrite history but to better inform. The digital explosion of information makes accessible material previously not easily or generally available. Not all published materials are without error. A sincere effort has been made to provide well documented texts for the students to reference.

Be There is also available at no charge to educators. It is accessible through the Lincoln County Historical Assoc. web site (www.lincolncountyhistory.org), under *Education* page with a password. Please e-mail (lchamaine1954@gmail.com) or call (207 882-6817) to request the password - thank you.

Please Note: For Maine Learning Results (MLR) in Social Studies, *Settlement during War Years - 17th & 18th Century Challenges* covers Eras in United States History 1, 2, 3; *The 1800s - A Century of Highs and Lows*, the Eras included are 4, 5, 6, 7; *Be There - Stepping into History*, notes people and events from Eras 2, 3, 4, 5, 6, 7, 8. The material presented in each booklet includes, in some portion, all of the *Enduring Themes*.



Detail from a 1685 Map of New England -
MidCoast points highlighted

HERITAGE CHILDREN'S BASKET

The Heritage Children's Basket is available to borrow for a week to two weeks. Each willow basket contains fifteen books designated for grades 2 through 5. The books were chosen for their relevance to Maine and/or the Colonial and 19th Century time frame. When possible Maine authors were chosen. Complementing the books are three games that were popular during the same time frame: Nine Pins; Draughts (an early term for Checkers), and Shut the Box (directions are included for each game). To reserve the use of a Basket for your classroom please see the contact information given on page 25. CCSS-LITERACY/READING STANDARDS FOR LITERATURE K-5, 6-8. MLR ELA - Reading R.4, R.5, R.6, R.7, R.8, R.9, R.10



Lesson Resources

The Lesson Resources are complete in their information, further research is not required on the part of the teacher; master sheets are provided for copying. Lesson Resources are available at no charge. Please send your requests for all or individual lessons through the contact information given on page 33.

ART

HEARTS AND ART

Imagination and vocabulary skills are put to use in this lesson. Students are introduced to three techniques used during the Colonial era for designing cards: pinprick, acrostic, and rebus. MLR Visual Arts - Grades 3 -5 D1-C; Grades 6 - 8, D1-D.

DESIGNING YOUR OWN HORN-BOOK

Horn-books were a popular basic teaching tool during the Colonial era. These one page books provided alphabets to be copied, illustrations for sounding out words, and a reading piece. This lesson comes with master sheets which allows students to design their own horn-book. MLR Visual Arts Grades 3 - 5 & Grades 6 - 8, E1. MRL ELA - Reading R.3. CCSS-LITERACY.L.4.4, 5.4

ENGLISH

HOW OLD IS THAT WORD?

This exercise highlights 23 words: the date at which the word entered the English Language and their original meaning (which in some cases is slightly or totally different from how it is defined today). CCSS.ELA-LITERACY.L.4.4, 5.4, 6.4. MRL ELA - Language L.5

MATH

THE COLONIAL ORCHARD

A mix of History, Botany, and Math skills are combined in this lesson. This exercise can have numerous outcomes depending on the style of orchard the student decides on. Students will also learn the names of some of the fruit varieties popular during the Colonial era.

MLR Math- Guiding Principles, Grades 4 - 8 C & D; Grade 4, 4.NBT.B.4; Grades 6 - 8, Quantitative Reasoning. CCSS.MATH.CONTENT.4.NF.B.3, 5.NF.A.2; CCSS.MATH.CONTENT.4.NBT.A.1, B.4, B.5, 5.NBT.A.1, B.4; CCSS.MATH.4.MD.A.1, A.2, A.3

BARTERING WORKS WHEN MONEY IS SHORT

Purchasing of goods in rural areas during the Colonial era and well into the 19th century was dependent on bartering, or trading of goods and labor as well as on coin and paper money. In this lesson students are given background information on the currency system of the time, and how the shop keeper's account book was setup. Sheets giving goods to purchase and those that were often given as barter are provided, their values taken from a 1750s account book. Students are to setup a debt and credit page and create an account. They will calculate costs in pounds, shillings and pence. The debit and credit columns do not have to balance. MLR Social Studies - Grade 5, Personal Finance; MLR Math, Grade 4, 4.NBT.B.4. MLR Eras #2, #3. CCSS.MATH.CONTENT. 4.NBT.A.1, BA; CCSS.MATH.CONTENT.4.MD.A.1

THE MATH OF WEAVING

The students are taken through the steps of preparing to set-up a loom to weave a blanket, starting with the number of yards of wool to be spun. In addition to historical background and a work sheet, an illustration detailing the various parts of a loom is included. CCSS.MATH.CONTENT.4.NBT.A.1, A.3, B.4, B.5, 5.NBT.A.1, B.4; CCSS.MATH.4.MD.A.1. MLR Math - Grade 4, 4.NBT.B.4, 4.NBT.B.5; Grade 5, 5.NBT.B.5. Eras in U.S. History, #2, #3, #4

SOCIAL STUDIES

NATIVE AMERICAN NAMES

Many places in our country are named using the words of the local Indigenous People. Presented in this lesson is a map of New England and New York taken from a mid-18th Century map, with current state boundaries also shown. A selection of places known today by the names given them by the various Indigenous tribes of those areas, and the meaning of those names, are noted. Students are asked to research more town names taken from the words of the Native Peoples and learn how their meanings relate to geographic details of the area. CCSS.ELA-LITERACY.RH.6-8.1, 6-8.3, 6-8.4, 6-8.7. MLR Eras #1, #2, #3. MLR Social Studies - Geography - Grade 4, Geography 2; Grade 5, Geography 2; Grades 6 - 8, Geography 1, F3, Geography 2, F1, D1. Enduring Themes: Unity and Diversity.

TRADING ACROSS THE OCEAN

The people who populated the American Colonies were rarely self-sufficient. In this Resource a number of countries are

listed that exported goods to the colonies. Also, given is a list of items that the colonies exported. Sailing routes for trading ships are illustrated. CCSS.ELA-LITERACY.RH.6-8.1, 6-8.3, 6-8.4, 6-8.5, 6-8.7; MLR Eras #2, #3. MLR Social Studies, Personal Finance & Economics, Grade 4, Global Connections; Grade 5, Economics; Grades 6 - 8, Global Connections D1. Enduring Themes: Supply & Demand.

WHAT TO PACK? ADVICE FOR THOSE TRAVELING TO THE NEW WORLD

In 1638 John Josselyn traveled to the Colony of Massachusetts Bay. From his experiences he prepared a list of clothing and provisions that folks planning to move to the New World/New England should consider bringing. This lesson provides an abridged copy of that list. Using the list, students are to consider and discuss why each item was mentioned. CCSS.ELA-LITERACY.RH.6-8.1, 6-8.3, 6-8.4, 6-8.6, 6-8.7; MLR Social Studies, ERA #2. Enduring Themes: Continuity and Change over Time.



Reproduction of a 17th Century fisherman's home, based on archeological evidence at Colonial Pemaquid State Historic Site

Designing Your Program

The goal of the Education Outreach Program is to enhance the studies of students using the history of the three LCHA historic sites and the heritage of Lincoln County in an interdisciplinary way. If you have a specific theme you would like to bring to your classroom, please contact us. In addition to the in-house staff, we have contacts with professional living history presenters who specialize in a variety of skills.


Some Program Examples -

Luke Suttmeier, teacher of Nobleboro Central School, requested help in engaging his seventh grade students in a hands-on project to enhance their Wabanaki studies. *Construction of a wigwam* was undertaken on the school grounds. Before starting the work, a class presentation was given to provide the students with historical background on the tools used, the design of the structure and the materials that would complete it.



Saplings stripped of bark being put in place.

Becky Hallowell, of Wiscasset Elementary School, students were reading *Stopping to Home*, by Lea Wait. Becky inquired of Louise Miller if there was background information that she could provide to expand on the historical details given in the book. Lea Wait used historical events that did have an affect on Wiscasset itself, as well as other details. These included the small pox outbreak of 1806, the bounding out of children, straw braiding as a cottage craft, the War of 1812 and the cooking of the Thansksgiving turkey. These insights further the students' understanding of the story's background.



Roasing the Thanksgiving turkey in "Stopping to Home"

The Center for Teaching and Learning asked Louise Miller to design a presentation to enhance the students study of *Immigrants of the late 19th C. and early 20th C.* to the United States. Louise, dressed as an Italian immigrant, visited with students in K through 8 grade. She discussed with the students what she had packed to bring with her, and why there was an identification tag pinned to her shawl.

For the upper grades, Louise prepared a four page paper titled, *Settlers and Immigrants making Lincoln County Maine their Home*. The paper highlighted immigrants who came to make Maine their home from the Colonial era through the 19th Century and their contributions, with a bit of related trivia, too.



Sharing with students experiences of immigrants at the end of the 19th Century /early 20th Century.

Given here are three examples of the versatility of the Lincoln County Historical Association's Education Outreach Program. Specialized and unique presentations designed to interact with students for an entire day or series of days, even preparing a Lesson Resource, are all possibilities. We are also open to assisting schools and libraries by complementing their Summer programs. Please feel free to contact us with your ideas.

Traditional Field Trips

CHAPMAN-HALL HOUSE - 1754 *270 Main Street, Damariscotta*



A visit to the Chapman-Hall House provides students with a view of what an early home might have looked like. The oldest remaining house in Damariscotta, a walk through the Chapman-Hall House allows you to walk through time from 1754 kitchen, the 1780 bedroom to the 1810 parlor. Students will see original artifacts in daily life settings.

Tour Length: Approximately 50 minutes

POWNBOROUGH COURT HOUSE - 1761 *23 Court House Road, Dresden*



The only pre-Revolutionary War court house in Maine. The Pownalborough Court House served as a private residence and tavern as well as the seat of County government until proceedings were moved to Wiscasset. In the early years of the 19th century it became the post office for Dresden a service provided there until 1855. In addition to the history to be discovered about the building and its people, the grounds offer an extensive trail system through the 70 acre property.

Tour Length: Approximately 75 minutes

LINCOLN COUNTY MUSEUM & OLD JAIL - 1811 *133 Federal Street, Wiscasset*



One of the oldest remaining jails in New England, the 1811 Old Lincoln County Jail with its attached 1839 Jailer's House provides a look at a piece of history not often seen among historic sites. A visit to the cells alone tells of a time when conditions for those convicted of even small crimes were sparse. If the jailer was married, his wife cooked all the meals for the inmates. A visit to the kitchen, parlor, and dining room stands out in sharp contrast to the living conditions in the cells of the prisoners.

Tour Length: Approximately 60 minutes

Traditional Field Trip tours are free to Lincoln County Schools and Home School groups. Touring times vary as the three sites differ in what they have to offer. To arrange a field trip, please see *Contact Information* on page 33.

We look forward to welcoming you and your students.

Summer with the Past - Discovering 18th and 19th Century Art, Crafts, & History

A Summer camp like no other - consider spending a week learning hand skills from the 18th and 19th Centuries, old fashion games, and some local history.

Registration forms are available in May on the LCHA web site, or may be requested by phone. Pre-registration is required.

The 2026 Schedule is in the planning stages as this catalog goes to press. Generally, there is a program at the Chapman-Hall House in July, one at the 1811 Old Jail in August. Feel free to contact the LCHA office if you wish to be put on a mailing list for details as they become available.



Painting a fire bucket inspired by 18th Century examples.

A sampler of past *Summer with the Past* activities.



Quadrants, Spool furniture, Wooden boats, Tradesmen's Signs, Checker Sets



Tin lanterns, Cross-stitch, Puppets, Horn Books, Birch bark Containers



Scrimshaw work, Basket making, Brooms, Painted Canvas

Contact Information

Education Director -

Louise T. Miller

Mailing Address -

Lincoln County Historical Association

Post Office Box 61, Wiscasset, ME 04578

Phone -

207 882-6817

Louise Miller direct line - 207 790-8163

E-Mail -

lchamaine1954@gmail.com

Web-Site -

www.lincolncountyhistory.org

Facebook -

Lincoln County Historical Association (Maine)

Address for Colonial Pemaquid State Historic Site -

1 Old Fort Road, New Harbor, ME 04554